

Options



TV monitor



Printer



System rack

This special rack allows you to use Charm View and its options more effectively. The neatly arranged monitor and printer will improve the image of your store.

Related products

Economy version



Handy, easy-to-use version

Charm Light 50PL, 200

You do not need to focus or adjust magnification. Simply press the switch.


Skin sensor series



Easily check the skin's melanin count and blood circulation.

Skin color balance meter

You can measure the skin's characteristics, color tone, and clearness. It is useful when counseling customers about the selection of a foundation shade, etc.



Check dryness and oil secretion of the skin.

Potable oil and moisture meter

You can check the skin's oil and moisture content. These determine if a person has oily skin, dry skin, etc.



You can quickly and easily check the skin's moisture content.

Potable moisture meter

The Skin Moisture Sensor indicates the moisture content on the horny layer by a number. This helps you to give your customers the best possible advice.

* Specifications and appearance of the product may be changed to improve it without notice.



Are you aware of your skin's condition?


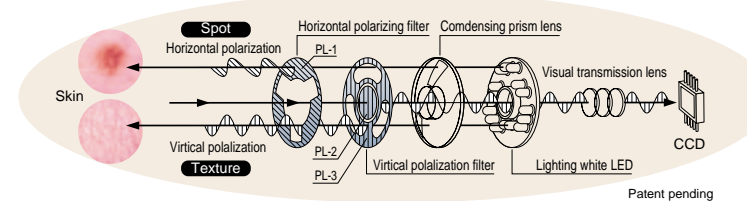
CCD Micro Scope for cosmetic analysis



Charm View

TPL-system creates NEW images

The combination of three polarizing filters takes away scatter light to the limit, and creates much more exact images of "skin texture" and "skin spots". That is the TPL-system.



Skin image by TPL-system



Skin image by non TPL-system



MORITEX DISTRIBUTOR:

STR - Science Technology Resources

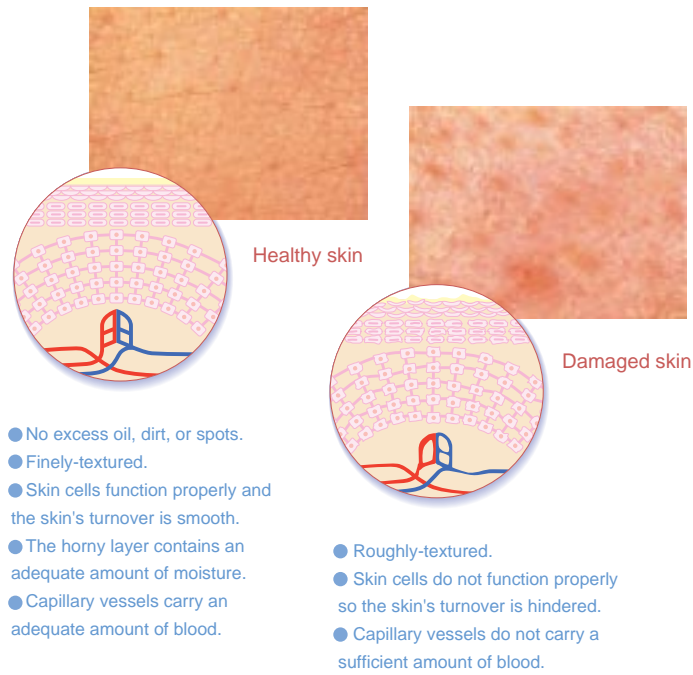
5274 Scotts Valley Dr. #204, Scotts Valley, CA 95066

Toll-free 877-395-1001

Fax 866-991-9591

www.strscopes.com

You can check a customer's skin condition more clearly than you can with the naked eye.



A magnified image of the skin is displayed on the monitor so you can see its condition much better than you can with the naked eye.

You can check a customer's skin and hair condition and efficiently counsel them. The new filter allows you to see skin texture, age spots, and oil that customers are usually not aware of.

Lightly press the scope to a customer's skin then press the button. Their skin will be displayed on the monitor. You can give them appropriate advice about their problems because you can clearly examine their skin.



 Skin image	 Skin image	 Tail of the eye	 Face
 x15	 x10	 x5	 x1
 Ideal skin Texture is fine, the contrast between lines and planes are clear.	 Ultraviolet rays burned skin Burned by Ultraviolet rays, the contrast between lines and planes is much less clear. Also texture lines are running down sideways.	 Sensitive skin Dried state progressed. Capillary veins visible.	 Pigment accumulation Melanin pigment accumulated state. UV treatment required.
 Ideal skin Texture is fine, the contrast between lines and planes are clear.	 Dried skin Dried and damaged skin. Corneous skin became thinner, and stiff or peel off.	 Pigment accumulation Melanin pigment accumulated state. UV treatment required.	 Sebum Sebum is accumulating in pores. It will become inflamed, if remained.
 Fine pores Stuffs in pores are few, and keeps fine scalp state.	 Oily scalp Sebum accumulated in pores. Sebum secretion is not smooth, and will cause depilation.	 Hair manicure The state of penetration into the hair core is visible clearly.	 Damaged hair Cuticles peel off, and split hairs progressed state.
 Healthy pores Pores are not clogged and scalp is healthy.	 Damaged hair Cuticles have peeled off and hair is split.	 Oily scalp Pores are clogged with oil. Oil secretion is hindered and hair falls out as a result.	 Visible capillary vessels Blood circulation is poor and scalp has hardened.
 keratin Cells Can be observed shapes, sizes and collocation of keratoid cells gathered on transparent sticker.	 Cuticle Cuticle of hairs is observable with 700x magnification power.	 Cuticle Cuticle of hairs is observable with 700x magnification power.	
 x200	 x700		

S K I N C O U N S E L

Don't you wish you could

... do a better job explaining your customers' skin condition to them ?

You can give your customers effective advice by comparing images.
 You can display two images at the same time just by pressing a button. You can give your customers effective advice by comparing ideal skin with their current skin condition.

... see skin texture and age spots using easier procedures ?

You can closely check skin texture and age spots with an easy step.
 Place the scope on the area you want to examine and press the button to see skin texture and age spots closely. You can do this process easily with one hand. No complicated procedures are required.

... discuss the horny layer in more detail with your customers ?

Make samples of your customers' horny material using a sticker, examine it, and give them advice.
 The sticker picks up excessive dead cells and skin oil that cause skin problems. You can immediately see them using Charm View.

... see the skin and scalp magnified to a greater degree ?

Examine the skin with different magnifications according to your purpose.
 Increase the magnification to see not only facial skin but also the skin on your back and scalp.

... store customers' data for their next visit ?

Save customer's data in your personal computer.
 You can view images on a TV monitor as well as on your personal computer by using an USB interface. You can save images of customers' skin.

SKEAT BD



Lightly press the scope to the skin.



Press the Static Image button to freeze the image.



Check the skin condition by looking at the monitor.



Recommend products that best suit the customer's skin condition.